


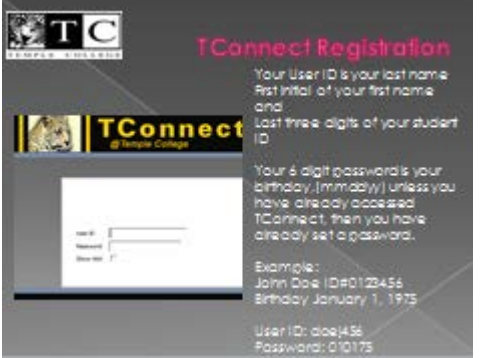



TConnect Registration Continuous Orientation script

<p>Given by instructor</p>		<p>For future use</p>
<p>Temple College offers online registration using TConnect.</p>		
<p>Go to the Temple College home page at <a href="http://www.templejc.edu">www.templejc.edu</a> and click on Connect, then select TConnect.</p>		
<p>Enter your User ID and password. Your user name is your last name, the first initial of your first name, followed by the last three digits of your student ID. Your password is your birthday in the MM/DD/YY format. An example:</p> <p>John Doe ID#0123456          Birthday 01/01/1975</p> <p>John Doe's user ID: doej456          John Doe's password: 010175</p>		

If you do not know your User ID and password scroll down to the bottom of TConnect and click on I'm New to Web Advisor or What's My Password.



If you cannot remember your log in or password scroll down to the bottom of the TConnect page and click on "I'm New to WebAdvisor" or "What's My Password? "

After logging in, select Search for Credit Classes

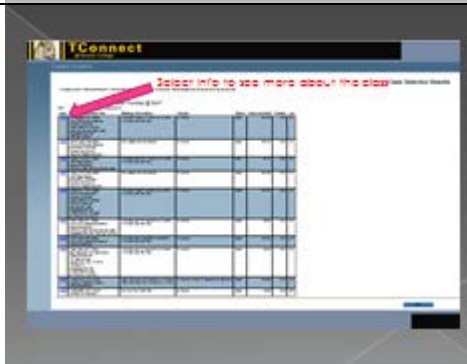


Once logged in, select Search for Credit Classes

Select the term and subject area; you may refine your search by days or times, Or search for classes by keyword, or Instructor's name.



Select the Info link to see more information about the class.



For assistance with web registration contact 254-298-8331 or email [webregsupport@templejc.edu](mailto:webregsupport@templejc.edu)



For assistance with web registration contact 254-298-8331 or email [webregsupport@templejc.edu](mailto:webregsupport@templejc.edu)